



Cuenta Pública 2018
Sistema Municipal de Agua Potable y Alcantarillado de Carmen
Estado Analítico del Ejercicio del Presupuesto de Egresos
Clasificación Administrativa
Del 1 de Enero al 31 de Diciembre de 2018



| Concepto | Egresos | | | | | Subejercicio |
|---|---------------------|--------------------------------|----------------------|----------------------|----------------------|-----------------|
| | Aprobado | Ampliaciones/ (Reducciones) | Modificado | Devengado | Pagado | |
| | 1 | 2 | 3 = (1 + 2) | 4 | 5 | 6 = (3 - 4) |
| 10 DIRECCION | \$1,856,124 | \$1,577,129 | \$3,433,253 | \$3,433,253 | \$3,313,487 | \$0 |
| 11 DIRECCION GENERAL | \$1,600,377 | \$1,035,376 | \$2,635,753 | \$2,635,753 | \$2,553,881 | \$0 |
| 12 CONTRALORIA | \$255,747 | \$541,753 | \$797,500 | \$797,500 | \$759,606 | \$0 |
| 20 COORDINACION DE ADMINISTRACION Y FINANZAS | \$7,488,499 | \$8,459,680 | \$15,948,179 | \$15,948,179 | \$15,488,006 | \$0 |
| 21 COORDINACION DE ADMINISTRACION Y FINANZAS | \$4,388,767 | \$8,431,997 | \$12,820,764 | \$12,820,764 | \$12,537,509 | \$0 |
| 22 DEPARTAMENTO DE CONTABILIDAD | \$3,014,841 | -\$61,457 | \$2,953,384 | \$2,953,384 | \$2,779,250 | \$0 |
| 23 DEPARTAMENTO DE TECNOLOGIAS DE LA INFORMACION | \$84,891 | \$89,140 | \$174,030 | \$174,030 | \$171,247 | \$0 |
| 30 COORDINACION DE COMERCIALIZACION | \$12,992,744 | \$1,177,938 | \$14,170,682 | \$14,169,434 | \$12,932,384 | \$1,249 |
| 31 COORDINACION DE COMERCIALIZACION | \$12,992,744 | \$1,177,938 | \$14,170,682 | \$14,169,434 | \$12,932,384 | \$1,249 |
| 40 COORDINACION OPERATIVA | \$65,746,715 | \$8,193,814 | \$73,940,529 | \$73,940,059 | \$70,171,164 | \$16,469 |
| 41 COORDINACION OPERATIVA | \$9,919,676 | -\$447,721 | \$9,472,154 | \$9,455,685 | \$7,927,809 | \$16,469 |
| 42 DEPARTAMENTO DE MANTENIMIENTO | \$17,657,616 | \$58,932 | \$17,716,548 | \$17,716,548 | \$17,045,699 | \$0 |
| 43 DEPARTAMENTO DE OPERACION | \$21,835,470 | \$6,954,957 | \$28,590,426 | \$28,590,426 | \$28,035,300 | \$0 |
| 44 DEPARTAMENTO DE DISTRIBUCION HIDRAULICA | \$8,451,246 | \$184,468 | \$8,635,714 | \$8,635,714 | \$8,252,012 | \$0 |
| 45 DEPARTAMENTO DE SANEAMIENTO | \$8,123,470 | \$1,296,537 | \$7,422,007 | \$7,422,007 | \$6,921,428 | \$0 |
| 46 DEPARTAMENTO DE TECNICA | \$1,959,037 | \$144,641 | \$2,103,679 | \$2,103,679 | \$1,988,915 | \$0 |
| Total del Gasto | \$88,084,083 | \$19,408,561 | \$107,492,644 | \$107,474,926 | \$101,905,041 | \$17,718 |


Bajo protesta de decir verdad declaramos que los Estados Financieros y sus Notas son razonablemente correctos y responsabilidad del emisor


ELABORÓ:


REVISÓ:


VERIFICÓ:

Vp.Bo.


C.P. MARTHA PATRICIA BAQUEIRO JIMENEZ
TITULAR DEL DEPARTAMENTO DE CONTABILIDAD


LAE. JESUS CAUICH MADERO
TITULAR DE LA COORDINACION DE ADMINISTRACION
Y FINANZAS


LIC. PEDRO RAÚL TUZ MARTINEZ
TITULAR DEL ORGANO INTERNO DE CONTROL


ING. NICOLÁS HERNÁNDEZ YNURRETA MANCERA
DIRECTOR GENERAL